

# Inkjet Printer Epson L200 All-in-One

**EPSON**  
EXCEED YOUR VISION

Print smart and save more with  
**the world's first**  
**Original Ink Tank System**



**MICRO  
PIEZO™**

Epson Micro Piezo™ print head technology is built with extreme durability, delivers impressive fast print speed and is both cost and energy efficient. Enjoy high quality prints at a very low cost with the Epson L200 All-In-One Printer - a solution for all your printing, copying and scanning needs.

- **Increase productivity with the all-new Epson Original Ink Tank System**

Ideal for high print volumes. Experience minimal ink changes with the high capacity ink tanks.

- **Assured quality with Epson inks**

Enjoy high quality prints with Epson super high capacity inks.

- **Fast Ink Top-up (FIT) Technology reduces ink wastage**

The Choke Valve prevents backflow or ink leakage during transport. Refilling the ink tank and transporting the printer has never been easier.

- **Peace of mind with Epson Warranty**

For details, please refer to specifications.



The Epson L200 All-In-One Printer comes bundled with a starter kit of 3 bottles x 70ml of black and 3 bottles x 70ml of colour Epson inks, allowing up to 12,000\* prints/up to 6,500\* prints respectively.

\*Based on ISO/IEC24712 pattern with Epson's own methodology



## MICRO PIEZO™

Epson Micro Piezo™ print head technology is built with extreme durability, delivers impressive fast print speed and is both cost and energy efficient. Enjoy high quality prints at a very low cost with the Epson L200 All-In-One Printer - a solution for all your printing, copying and scanning needs.



## Increase productivity with the all-new Epson Original Ink Tank System

The Epson Original Ink Tank System is ideal for high print volumes. With a page yield of up to 12,000<sup>^</sup> pages for black and 6,500<sup>^</sup> pages for colour, the Epson L200 All-In-One Printer offers great value for money. Specially fitted with filters and tank caps to control airflow and ensure minimal ink wastage from moisture evaporation, the integrated design minimises print head clogging and keeps your work space clean.



## Assured quality with Epson inks


Only Epson inks assure you of brilliant prints. Every 70ml bottle of Epson super high capacity ink comes with a unique 13-digit code that ensures its authenticity, and a cap for easy storage of any unused ink.

Because they are Epson super high capacity inks, you can be assured of the same vivid colours even after weeks of storage. At only US\$5.50 per Epson ink bottle, you can print and save at the same time.



## Fast Ink Top-up (FIT) Technology reduces ink wastage

No more frequent ink refills, clogged valves or wasted ink with Epson Fast Ink Top-up (FIT) Technology. The Choke Valve controls the ink flow and assures you of more value for every ink bottle you use. Simply lock the device when you are transporting to minimise ink leakage or wastage.



Choke Valve to lock tubes and prevent ink leakage

## Superior print and copy speed for tight schedules

With a draft print speed of 27 pages per minute for black and copy speed of 11 seconds, you can cut down waiting time significantly.



Scan and copy with added

## convenience



Perform an effortless scan and enjoy convenient one touch copying. Getting ready for that big presentation has never been this efficient and easy.

## Unsurpassed print quality



With a high resolution of 5760dpi, expect exceptionally high, photo-quality prints. In addition, it allows you to create and produce photo prints for all your creative needs.

## Enjoy peace of mind with Epson Warranty

Enjoy a one year or up to 15,000 prints warranty coverage that ensures you get maximum value from your printer without having to worry about its maintenance.

## Achieve photo perfection with Epson Creativity Suite

Create professional and impressive photos and presentations with Epson's dynamic, user-friendly photo editing and enhancement software - Creativity Suite. You can now achieve photo perfection with the following functions:


### Red Eye Correction

Eliminate red eye effect and create professional photos instantly with just a click of a button.




### Epson Portrait Enhance

Enhance your portraits with a natural glow and added definition with this unique feature.



### Epson PhotoEnhance

Deliver beautiful and natural photo prints by adjusting the skin tones, colour casts and exposure levels.



## Partners in perfection



### Epson ink bottles

Epson inks are designed specifically to work with your Epson printer to deliver long-lasting prints.



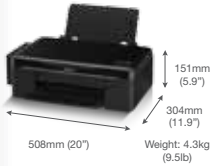
### Epson specialty media

Developed to complement Epson genuine inks in producing exceptionally high quality inks.

All-In-One  
Print | Copy | Scan

Epson L200 All-In-One

## SPECIFICATIONS



\*\*Quoted yields are extrapolated based on Epson original methodology from the print simulation of Test Patterns provided in ISO/IEC 24712. Quoted yields are NOT based on ISO/IEC24711. Actual yields may vary depending on manner of usage and print pattern.

†12,000 is number of black ink yield total based on three black ink bottles alone. 6500 is number of yield based on Cyan, Magenta and Yellow bottles alone.

†1 Print speed (Pages Per Minute) is calculated when printed on A4 plain paper in the fastest mode, 10 x 15 cm photo print speed when printed on Epson Premium Glossy Photo Paper. Print speed may vary depending on system configuration, print mode, document complexity, software, type of paper used and connectivity. Print speed does not include processing time on host computer.

#1  
Black text#2  
Black text  
and graphics#3  
Photo 4R  
(4" x 6")

\*2 When printed on Epson Premium Glossy Photo Paper

\*3 Via custom setting. Otherwise 3mm top, left, right, bottom



EPSON is the registered trademark of Seiko Epson Corporation.

All other product names and other company names used herein are for identification purposes only and are the trademarks or registered trademarks of their respective owners.

EPSON disclaims any and all rights in those marks. Scan/Print samples shown herein are simulations. The actual product design and contents may vary. Specifications are subject to change without notice.

<b>PRODUCT CODE</b>	C11CB2405
<b>PRINTER TYPE</b> PRINTING METHOD NOZZLE CONFIGURATION PRINT DIRECTION	On-demand ink jet (piezoelectric) 90 nozzles Black, 29 nozzles, each color (Cyan, Magenta, Yellow) Bi-directional printing, Uni-directional printing
<b>PRINT FUNCTION</b> MAXIMUM RESOLUTION MINIMUM INK DROPLET VOLUME PRINT SPEED **	5760 x 1440 dpi (with Variable-Sized Droplet Technology) 4 pl Approx. 27 ppm (Draft) †1 Approx. 15 ppm (Draft) †2 Approx. 66 sec per photo (W/Border)
<b>COPIY FUNCTION</b> COPIY SPEED BLACK TEXT MEMO (A4) COLOUR TEXT MEMO (A4) COPIY MODE MAXIMUM NUMBER OF COPIES	Approx. 11 sec at normal copy Approx. 38 sec at normal copy Standard copy mode 20 sheets (fixed)
<b>SCAN FUNCTION</b> SCANNER TYPE SENSOR TYPE OPTICAL RESOLUTION BIT DEPTH COLOUR BLACK & WHITE SCAN SPEED	Flatbed colour image scanner CIS 600 x 1200 dpi 48-bit internal, 24-bit external 16-bit internal, 1-bit external 4 msec/line 5 msec/line 12 msec/line 15 msec/line
<b>PAPER HANDLING</b> PAPER FEED METHOD PAPER HOLD CAPACITY	Friction feed 100 sheets, A4 Plain paper (75g/m2) 10 sheets, Equal or smaller than 4x6in/10x15cm, Premium Glossy Photo Paper/Premium Presentation Paper Matte 1 sheet, Larger than 4x6in/10x15cm, Premium Glossy Photo Paper/Premium Presentation Paper Matte
MAXIMUM PAPER SIZE PRINT MARGIN	50 sheets, A4 Plain paper (75g/m2) 8.5" x 4.4" 0mm top, left, right, bottom via custom settings in printer driver *3
<b>COLOUR MATCHING</b>	ICM Profiles (Windows), AdobeRGB (Windows)
<b>NOISE LEVEL</b> LWAD : 5.3B(A) LPAM : 37.6dB(A)	Measurement: according to ISO7779 Pattern with PGPP/Photo RPM mode Calculation: according to ISO9296
<b>ELECTRICAL SPECIFICATIONS</b> RATED VOLTAGE RATED FREQUENCY POWER CONSUMPTION STANDALONE COPYING ISO/IEC 24712 PATTERN READY MODE SLEEP MODE POWER OFF MODE	AC 220-240V 50/60 Hz AC220-240V, Approx. 12.0W AC220-240V, Approx. 3.5W AC220-240V, Approx. 1.7W AC220-240V, Approx. 0.6W
<b>PRINTER INTERFACE</b> USB	USB - Compatible with the USB 2.0 Specification
<b>INPUT DATA BUFFER</b>	32KB
<b>PRINTER SOFTWARE ON CD-ROM</b> OPERATING SYSTEM COMPATIBILITY ON-LINE GUIDE PRINTER DRIVERS	Windows XP/XP Professional x64 Edition/Vista*7 (No Mac OS Support) Yes Yes
<b>EPSON GENUINE INK BOTTLE</b> BLACK CYAN MAGENTA YELLOW	PAGE YIELD ** 4000 6500 ORDER CODE T6641 T6642 T6643 T6644
<b>EPSON SPECIALTY MEDIA</b> MATTE PAPER HEAVYWEIGHT A4 GLOSSY PHOTO PAPER 4R GLOSSY PHOTO PAPER A4 PREMIUM GLOSSY PHOTO PAPER 4R PREMIUM GLOSSY PHOTO PAPER A4 PHOTO QUALITY INKJET PAPER A4 PREMIUM SEMIGLOSS PHOTO PAPER 4R PREMIUM SEMIGLOSS PHOTO PAPER A4	ORDER CODE C13S041259 C13S042070 C13S042071 C13S041863 C13S041285 C13S041786 C13S041925 C13S041332
<b>MINIMUM SYSTEM REQUIREMENT &amp; OPERATING SYSTEM (OS) SUPPORT</b> SYSTEM REQUIREMENT WINDOWS SUPPORT MAC SUPPORT	Windows XP/XP Professional x64 Edition/Vista*7 N/A

For more information, please contact:

**PT EPSON INDONESIA**  
Wilma Kade Prima 3P, Floor  
J. Jendral Sudirman Kav.3 Jakarta  
Tel: (021) 52721511 Fax: (021) 5252357  
Epson Call Center: (021) 524131

**EPSON SERVICE CENTRE**

• Jakarta: (021) 62031108 • Bandung: (022) 4007000  
• Yogyakarta: (0274) 581022 • Surabaya: (031) 5385336  
• Medan: (061) 45416133 • Pekanbaru: (077) 448270  
• Pontianak: (0561) 759027 • Makassar: (0411) 326277

Dealer's Stamp



HELP DESK  
0807 11 EPSON (37766)

www.epson.co.id

Printed October 2010