







**SPEED SCANNING
 EXCELLENCE ON THE GO.**



With its compact and lightweight design, the WorkForce DS-310/360W is your ideal on the go scanning solution. Easily capture, convert, save and export scanned documents via Wi-Fi connectivity or without a wireless router* using the Epson DocumentScan app. What's more, manage scanned files efficiently with our document management software.



- 
 Scan up to A4
- 
 Speed up to 25ppm/50ipm
- 
 Card slot
- 
 USB 3.0 Bus-powered
- 
 Built-in Battery*
- 
 Wi-Fi and Wi-Fi A/P*

ENGINEERED FOR BUSINESS

High Mobility

Compact and lightweight, the scanner fits nicely in your bag, allowing you to bring it everywhere you go.

Convenient Scanning

Both scanners have a dedicated card slot and are USB 3.0 bus-powered. Scan with convenience with a built-in battery and via wireless connectivity*.

Fast and Efficient Scanning

Enhance productivity with fast scanning speeds of up to 25ppm, duplex scanning capability and a 20-sheet ADF.

*Built-in battery, Wi-Fi and Wi-Fi Access Point mode available only on the DS-360W.

Portable and lightweight, with a dedicated card slot for scanning plastic cards, the WorkForce DS-310 and DS-360W fulfill your on the go scanning needs. With an ADF paper capacity of 20 sheets and an ability to scan documents of up to 230gsm* and 1,117.6mm, these scanners deliver superb scanning performance.



High Mobility

The perfect portable scanning solution for those on the move, these compact and lightweight scanners fit nicely in bags and briefcases, making them easy to be carried around for immediate scanning needs.

Convenient Scanning

Power up and use the scanners with a single USB cable when connected directly to a computer. With the built-in battery, the DS-360W allows users to scan on the go without a power source. It can be recharged either with the AC adapter or when connected to a computer's USB port. With Wi-Fi or Wi-Fi Access Point mode, mobile devices can connect to the DS-360W for convenient scanning via the Epson DocumentScan app.



Fast and Efficient Scanning

The DS-310 and DS-360W enable duplex scanning at speeds up to 50ipm, increasing office productivity. Both scanners have a 20-sheet ADF for convenient scanning.

Automatic Feeding Mode

The Automatic Feeding Mode enables large volumes of documents to be scanned continuously. In addition, this mode allows you to scan documents one at a time without needing to arrange them by size and they will be saved into a single PDF.

Versatile Scanning

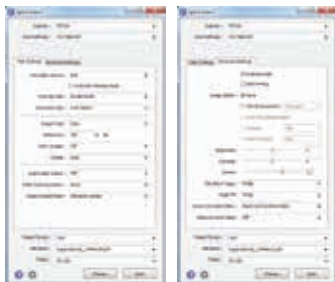
With a maximum scan size of up to 215.9 x 1,117.6mm, these scanners scan long documents with ease. Both scanners are also capable of scanning documents up to 230gsm*. A dedicated card slot enables scanning of plastic cards.

Dedicated card slot



*Only for postcards; Supported paper weight for postcards is 128-230 gsm.

Epson Scan 2



Text Enhancement

Improves text recognition when scanning text documents, whether in colour, greyscale or black-and-white. Removes background for better clarity, which is especially useful for double-sided printed documents.

Auto Area Segmentation

This function allows separate scanning of both image and text in a document. It also automatically detects and scans text in black-and-white mode and images in halftone, giving clear text quality while preserving image details.

Document Skew Correction

Automatically adjusts and straightens scanned images.

Colour Enhancement & Colour Dropout

Remove or enhance the visibility of ink signatures such as "Confidential" and "Urgent" stamps. Users can pick one of the preset colours (red, green, blue, pink, purple, yellow, orange, or all colours except black), or use the customised settings to dropout or enhance up to 5 colours of your choice with a single scan. Up to 10 preset colours can be saved for re-usage.



PDF Features for Added Convenience

The built-in OCR enables searchable PDF files. Secure your PDF files by setting a password to prevent unauthorised viewing, editing or printing.

Document Capture Software



Epson document scanners come bundled with document management software that allows you to easily manage your scanned files.

Easily scan, view, edit, save and transfer scanned documents. The software optically recognises barcodes, characters and blank pages in scanned documents to separate them into different folders. It allows you to create up to 30 customised job settings, making multiple scan jobs a breeze.

The software also provides quick access to post-scan destinations, including scan-to-print, email, Windows® Public Folder, FTP, Web Folder, and Scan-to-Cloud services such as Microsoft® SharePoint Server, Evernote®, Google® Drive™ and SugarSync®.

*Document Capture Pro (Windows), Document Capture (Mac OS X)

For more information, please refer to <http://www.epson.com.sg/scannersolution>

Epson DocumentScan App (DS-360W only)



Scan documents with your mobile devices and share it via email, through other apps or save it to selected cloud services such as Box, DropBox, Evernote, Google Drive and Microsoft OneDrive.

PARTNERS IN PERFECTION



WorkForce WF-100 Portable Printer

The WF-100 is a lightweight, battery-operated inkjet printer designed for professionals on the go. With wireless features such as Wi-Fi Direct and Epson Connect, you can have quality prints anytime, anywhere.



EB-1795F Ultra-portable Business Projector

The EB-1795F is engineered to make mobile presentations easy, weighing at just approximately 1.83kg and a thickness of 44mm, with a white and colour brightness at 3,200 lumens and full HD resolution.

| Model Number | DS-310 | DS-360W |
|--|--|---|
| Scanner | | |
| Scanner Type | A4 compact sheet-fed, one-pass duplex colour scanner | |
| Sensor Type | Contact Image Sensor (CIS) | |
| Scanning Method | Fixed carriage & moving document | |
| Light Source | RGB LED | |
| Optical Resolution*1 | 600 x 600 dpi | |
| Output Resolution | 50-1,200 dpi (in 1 dpi increments) | |
| Bit Depth | Each colour (RGB): 16 bit input/8 bit output | |
| Document Size | | |
| Minimum | 50.8 x 70 mm | |
| Maximum | 215.9 x 1,117.6 mm | |
| Supported Paper Weight | 51.8-128 g/m ² (Postcard: 128-230 g/m ²) | |
| ADF Capacity | 20 sheets (80g/m ²) | |
| Daily Scan Volume | up to 500 pages/day | |
| Multi-feed Detection | Length Detection | |
| Interface | USB 3.0 | USB 3.0, Wi-Fi, Wi-Fi Access Point mode |
| Scanning Speed*2 | | |
| Resolution (Colour/Greyscale/Monochrome) | | |
| 200 dpi | 25 ppm/50 ipm (AC Adapter/Built-in Battery ³), 5.0 ppm/10 ipm (USB 3.0 Bus Power) | |
| 300 dpi | 25 ppm/50 ipm (AC Adapter/Built-in Battery ³), 5.0 ppm/10 ipm (USB 3.0 Bus Power) | |
| 600 dpi | 5.0 ppm/10 ipm (AC Adapter/Built-in Battery ³ /USB 3.0 Bus Power) | |
| Drivers and Software | | |
| Supported OS (Scanner Driver) | | |
| Windows | Windows XP/Vista/7/8/8.1/10/Server 2003/Server 2008/Server 2012 | |
| Mac | Mac OS X 10.6.8 or later | |
| Driver compatibility | TWAIN, SANE, WIA, ICA, ISIS | TWAIN, SANE, WIA, ICA |
| Bundled Software | Epson Scan 2 ISIS Driver (Web Download) Epson Scan OCR Component Epson Scan PDF Extensions Document Capture Pro (Windows) Document Capture Pro (Mac) Presto! BizCard | Epson Scan 2 Epson Scan OCR Component Epson Scan PDF Extensions Document Capture Pro (Windows) Document Capture Pro (Mac) Presto! BizCard EpsonNet Setup EpsonNet Config Epson DocumentScan (iOS/Android) |
| Mobile App | | |
| File Format | Epson Scan 2: JPEG, TIFF, Multi-TIFF, PDF, Searchable PDF, BMP, PNG Document Capture Pro (Win): JPEG, BMP, PDF, Searchable PDF, TIFF, Multi-TIFF, PNG, DOCX, XLSX, PPTX | |
| Electrical Specifications | | |
| Rated Voltage | AC 100-240 V | |
| Rated Frequency | 50-60 Hz | |
| Power Consumption | | |
| Operating | 8W | 8W/10W (Wi-Fi on) |
| Ready Mode | 2.5W | 2.6W/3.9W (Wi-Fi on) |
| Sleep Mode | 0.9W | 1.2W/2.4W (Wi-Fi on) |
| Power off | 0.3W | 0.5W |
| Environmental Conditions | | |
| Temperature | | |
| Operating | 5-35°C (When charging battery: 8-35°C) | |
| Storage | -25-60°C | |
| Humidity | | |
| Operating | 15-80% (No condensation) | |
| Storage | 15-85% (No condensation) | |
| Options & Consumables | | |
| | Durability | Order Code |
| Pickup Roller | 100,000 scans | B12B819251 |
| Separation Pad | 10,000 scans | B12B819271 |

Dimensions & Weight

DS-310

Weight: 1.1kg



Dimensions & Weight

DS-360W

Weight: 1.3kg



*1 Scanning resolution as defined by ISO14473.

*2 Based on A4 documents.

*3 Built-in battery for DS-360W only.

What's in the box:

- Scanner Main unit
- USB 3.0 Cable
- AC Adapter
- Power Cord
- Software CD
- Setup Guide



© 2017 Epson Singapore Pte Ltd. All Rights Reserved. Reproduction in part or in whole, without the written permission from Epson, is strictly prohibited. EPSON and EXCEED YOUR VISION are registered trademarks of Seiko Epson Corporation. All other product names and other company names used herein are for identification purposes only and are the trademarks or registered trademarks of their respective owners. Epson disclaims any and all rights in those marks. Print samples shown are simulations only. Specifications and product availability are subject to change without notice and may vary between countries. Please check with local Epson offices for more information.

Dealer's Stamp

Information correct at time of printing
Printed February 2017