

SPECIFICATIONS

GT-2500

Weight—Approx. 10kg



* To use the USB port, consult the documentation provided with your PC for further information about USB connectivity. Please note that errors may occur if non-standard cables or multiple hub connections are used.

Scanning Speed Data Pattern
The thumbnail images below show the scanning patterns used to determine scanning speed specifications.

System Configuration of Scanning Speed
CPU: Pentium 4, 3.2GHz
RAM: 1GB
I/F: USB2.0 Hi-Speed
OS: Windows XP Home Edition
Soft: Adobe Photoshop 7.0E



*1 Line Art (Memo)
*2 Photo (Photo courtesy of ISO/JIS-SCID. Reprinted by permission.)

Scanning speed test results vary according to system configuration, dpi setting, and scan mode setting. However, documents and photos other than those pictured above can be substituted without significantly affecting test results.



EPSON is the registered trademark of Seiko Epson Corporation.

All other product names and other company names used herein are for identification purpose only and may be the trademarks or registered trademarks of their respective owners.

EPSON disclaims any and all rights in those marks. Scan/Print samples shown herein are simulations. Specifications are subject to change without notice.

SCANNER TYPE	Flatbed A4 color image scanner	
SUB-SCANNING METHOD	Movement of the carriage	
PHOTOELECTRIC DEVICE	Alternative 6 line CCD	
DOCUMENT SIZE	Flatbed: 216 x 297mm (8.5 x 11.7 inches) ADF: 216 x 356 mm (8.5 x 14.0 inches)	
LIGHT SOURCE	White cold cathode fluorescent lamp	
OPTICAL RESOLUTION	Flatbed: 1,200 (main) x 1,200 dpi (sub) with Micro Step Drive ADF: 600 (main) x 600 dpi (sub) with Micro Step Drive	
OUTPUT RESOLUTION	50 ~ 4,800dpi (in 1dpi increments), 7,200dpi and 9,600dpi	
PIXEL DEPTH	In: 8, 16 bit/pixel Out: 1, 8, 16 bit/pixel	
SCANNING SPEED	LINE SPEED	WITH ADF
300DPI B/W (DRAFT MODE)	0.4msec/line	27ppm
300DPI COLOUR (DRAFT MODE)	1.2msec/line	11ppm
600DPI B/W (DRAFT MODE)	0.8msec/line	8ppm
600DPI COLOUR (DRAFT MODE)	2.5msec/line	3ppm
1,200DPI B/W (DRAFT MODE)	1.6msec/line	
1,200DPI COLOUR (DRAFT MODE)	4.9msec/line	
ADF TYPE	Sheet through, Duplex scanning	
PAPER SUPPLY	Face up load, Face down eject	
DOCUMENT SIZE	A4, Letter, Legal, B5, A5 Max. size: 215.9 x 355.6mm Min. size: 148.5 x 148.5mm	
PAPER SETTING CAPACITY	50 pages (75g/m ²)	
CORRESPONDING PAPER WEIGHT	Thickness: 60-105g/m ²	
HINGE	Free-stop type	
SUPPORTED PLATFORMS	USB1.1	
	Microsoft® Windows® 98SE/Me/2000 Professional/ XP Home Edition/ XP Professional/ XP Professional x64 Edition (Pre-installed model or upgrade of Windows® 98/Me/2000 Professional pre-installed model) Mac OS® X 10.2 or later Microsoft® Windows® 2000 Professional/XP Home Edition/XP Professional/ XP Professional x64 Edition (Pre-installed model or upgrade of Windows® 98/Me/2000 Professional pre-installed model) Mac OS® X 10.2.7 or later (iMac/iBook/Power Book/Power Macintosh of USB2.0 I/F standard equipped)	
USB2.0 HIGH-SPEED		
INTERFACE	USB* (Type-B standard connector) x 1 Extended I/F slot x 1	
ENVIRONMENTAL CONDITIONS		
TEMPERATURE	5°C to 35°C (Operating) -25°C to 60°C (Storage)	
HUMIDITY	10% to 80% without condensation (Operating) 10% to 85% without condensation (Storage)	
RELIABILITY		
MAIN UNIT CR SCANNING	MCBF 100,000 cycle	
ADF	MCBF 250,000 cycle	
ELECTRICAL SPECIFICATIONS		
VOLTAGE	AC220-240V (AC200V model)	
FREQUENCY	50 to 60Hz	
POWER CONSUMPTION	Operating: 43W Standby mode: 15W Sleep mode: 5W	
OPTIONS		
NETWORK IMAGE EXPRESS CARD	B12B808392	

* The vendor of the Host must ensure the functionality of the USB port(s).

EPSON
EXCEED YOUR VISION

GT-2500




YOUR PARTNER IN SEAMLESS DOCUMENT MANAGEMENT

- High-speed duplex business scanning solution
- Unsurpassed efficiency with network connectivity option
- Absolute reliability for high volume scanning

EPSON
EXCEED YOUR VISION

INDIA - (91) 80-305-15000, CALCUTTA - 228 31589/90,
CHENNAI - 302 77500, MUMBAI - 282 61515/16/17, NEW DELHI - 306 15000
INDONESIA - (62) 21-572-3161
MALAYSIA - (60) 3-562-88288
PHILIPPINES - (632) 813-6567
SINGAPORE - (65) 6586-5500, (65) 6586-3111
THAILAND / INDOCHINA - (662) 670-0680

Dealer's Stamp



Printed in August 2006

www.epson.com.sg

THE CORNERSTONE TO A PAPERLESS OFFICE ENVIRONMENT

GT-2500





Witness office productivity improve by leaps and bounds with EPSON GT-2500 - The ideal A4 business scanner for efficient and hassle-free digitisation of all your important documents

Improve Workplace Productivity


Streamline time consuming and mundane process of document archiving with this high performance scanner with built-in duplex ADF.

Achieve greater productivity with scan speeds of up to 27ppm and ADF capacity of 50 sheets of paper.



High speed duplex Automatic Document Feeder (ADF)

3 Steps to Network Efficiency



- Launch the EPSON Scan driver on your Windows / Macintosh PC.
- Load the documents onto the scanner flatbed or ADF
- Press the "Start" button and wait for the scanned image to be sent to your PC*.



*Optional Network Image Express Card must be installed into the scanner with an IP address assigned to it.

Absolute Reliability

Trust the EPSON GT-2500 for ultimate durability and minimum maintenance. With reliability of 100,000 and 250,000 cycles for the scanner main unit and ADF respectively, scan large volumes of business documents with complete ease-of-mind.

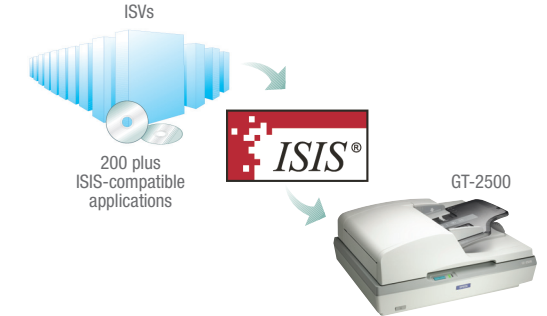
Quality Business Imaging

Be assured of excellent image clarity and accurate colours, thanks to the 6-line 1200 dpi Colour Matrix CCD, high-precision Micro Step Drive and 48-bit colour depth.



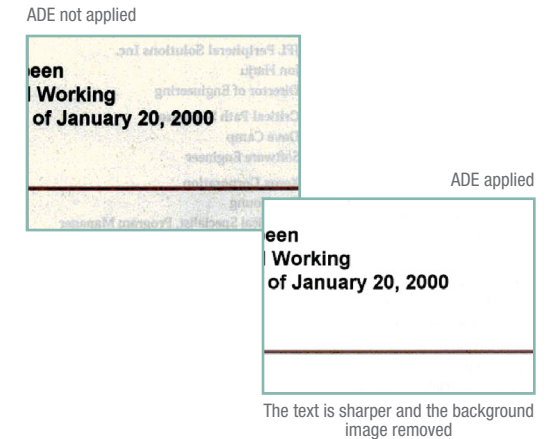
Seamless Compatibility

Expect smooth integration between hardware and software with the bundled ISIS (Image and Scanner Interface Specification) driver that can work with over 200 ISIS-compatible applications.



Perfect functionality meets simplicity with EPSON Scan TWAIN driver. Leverage on the user-friendliness of an improved Scan to PDF function that creates multi-page PDF files.

With the new Auto Document Enhancement (ADE) feature, it is now possible to sharpen text and remove the unintended background shadow scanned from double-sided documents.



Partners in Perfection



Unbeatable photos from EPSON Stylus™ Photo Inkjets at 5760 optimised dpi and Variable Sized Droplet Technology. Achieve long lasting photos when printed with EPSON Photo Ink & Premium Glossy Photo Paper.



Epson specialty media is developed specially to complement Epson genuine inks to produce exceptionally high quality prints.



Epson inks are the highest quality inks you can put in an Epson printer. Years of research and development have gone into its formulation. The results are inks designed specifically to work with your printer to deliver stable, long-lasting, photographic quality.