

**SPECIFICATIONS**  
EB-S18/W18/X18/X24

MODEL NUMBER	EB-S18	EB-W18	EB-X18	EB-X24
<b>Projection Technology</b>	RGB liquid crystal shutter projection system (3LCD)			
<b>Specifications of Main Parts</b>				
LCD	0.55" without MLA (D7)	0.59" with MLA (D8)	0.55" with MLA (D8)	0.63" with MLA (D7)
Native Resolution	SVGA (800 x 600)	WXGA (1280 x 800)	XGA (1024 x 768)	
Projection Lens	No Optical Zoom / Focus (Manual)			
Type	Optical Zoom (Manual) / Focus (Manual)			
F-Number	1.44	1.58 - 1.72		1.6 - 1.74
Focal Length	16.7mm	16.9 - 20.28 mm		18.4 - 22.08 mm
Zoom Ratio	1.0 - 1.35 (Digital Zoom)	1 - 1.2		
Throw Ratio	1.45 - 1.96 (Wide - Tele)	1.30 - 1.56 (Wide - Tele)	1.48 - 1.77 (Wide - Tele)	1.40 - 1.68 (Wide - Tele)
Lamp	Type: 200W UHE			
Life (Normal / Eco) <sup>1</sup>	5,000 hours / 6,000 hours			
<b>Screen Size (Projected Distance)</b>				
Zoom: Wide	30" - 350" [0.88 - 10.44 m]	33" - 318" [0.9 - 9.0 m]	30" - 300" [0.9 - 9.0 m]	30" - 300" [1.01 - 10.42 m]
Zoom: Tele	23" - 260" [0.88 - 10.44 m]	33" - 317" [1.08 - 10.8 m]	30" - 300" [1.08 - 10.8 m]	30" - 300" [0.84 - 8.66 m]
Standard Size	60" screen 1.77 - 2.4 m	60" screen 1.68 - 2.02 m	60" screen 1.8 - 2.17 m	60" screen 1.71 - 2.16 m
<b>Brightness<sup>2</sup></b>				
Colour Light Output	3,000lm			3,500lm
White Light Output (Normal / Eco)	3,000lm / 2,100lm			3,500lm / 2,450lm
<b>Contrast Ratio</b>				
	10,000:1			
<b>Internal Speaker(s)</b>				
Sound Output	2W Monaural			
<b>Keystone Correction</b>				
Vertical / Horizontal	±30° / ±30°			
Auto Keystone Correction	Yes (Vertical only)			
<b>Connectivity</b>				
Analog Input	D-Sub 15pin Component Composite S-Video	1 (Blue) D-Sub 15pin x 1 (Blue) (common with Analog RGB connector) RCA x 1 (Yellow) Mini DIN x 1		
Digital Input	HDMI	1 (HDCP supported)		
Audio Input	RCA (White/Red)	1 Pair		
Others	USB Type A USB Type B	1 (USB Memory / ELPDC06 Document Camera / Wireless LAN adaptor) 1 (3-in-1 USB Display, Mouse, K/B, Control) Optional (ELPAP07)		
Network	Wireless	Optional (ELPAP07)		
<b>Wireless Specifications</b>				
Supported Speed For Each Mode <sup>3</sup>	IEEE 802.11b: 11 Mbps, IEEE 802.11g: 54 Mbps, IEEE 802.11n: 130 Mbps			
Wireless Lan Security	WPA/WPA2-Personal (with optional Wireless LAN Unit)			
<b>Operating Temperature</b>				
	5 - 35 °C <41 - 95 °F> (0m / 0ft - 2,286m / 7,500ft) 5 - 30 °C <41 - 86 °F> (over 2,286m / 7,500ft) (20% - 80% humidity, unfrozer)			
<b>Operating Altitude</b>				
	0 - 3,000 m <0 - 9,843 ft> (over 1,500m / 4,921ft: with high altitude mode)			
<b>Direct Power On / Off</b>				
	Yes			
<b>Start-Up Period</b>				
	About 5 seconds, Warm-up Period: 30 seconds			
<b>Cool Down Period</b>				
	Instant Off or 0 second			
<b>Air Filter</b>				
Type	Normal			
Maintenance Cycle	3,000 hours <sup>4</sup>			
<b>Power Supply Voltage</b>				
	100 - 240 V AC ±10%, 50/60 Hz			
<b>Power Consumption (220 - 240V)</b>				
Lamp On (Normal / Eco)	270W / 201W			
Standby (Network On / Off)	3W / 0.28W			
<b>Dimension Excluding Feet (D X W X H)</b>				
	234 x 297 x 77 mm			
<b>Weight</b>				
	2.4kg			
<b>Fan Noise (Normal / Eco)</b>				
	37dB / 29dB			

<sup>1</sup> Lamp life will vary depending upon mode selected, environmental conditions and usage. Lamp brightness decreases over time.  
<sup>2</sup> Colour brightness (colour light output) and white brightness (white light output) will vary depending on usage conditions. Colour light output measured in accordance with IESNA 15.4: white light output measured in accordance with ISO 21118.  
<sup>3</sup> Maximum speed and range is achievable when used with same enhanced mode technology. Actual data rates, features and performance may vary depending on your computer system, the environment and other factors.  
<sup>4</sup> When used in the general office environment (the amount of floating dust: 0.04 - 0.2 mg/m<sup>3</sup>). Based on the Epson's in-house test results. 25°C (77°F).



To find out more, visit [www.epson.com.sg/projectors](http://www.epson.com.sg/projectors) or call +65 6586 3111

Epson Singapore Pte Ltd 1 HarbourFront Place, #03-02 HarbourFront Tower One, Singapore 098633. Tel: (65) 6586-5500 Fax: (65) 6271-9755  
Epson Customer Care Centre 108 Pasir Pangray Road, #04-08 Golden Agri Plaza, Singapore 118535. Epson Helpdesk: 6586-3111. Operating hours: Monday - Friday, 9am - 6pm, Saturday, 9am - 1pm. Closed on Sunday and Public Holiday.



**Supplied Accessories**

- Power Cable: 1.8m
- Computer Cable (VGA Cable): 1.8m
- USB Cable (Type A/B): 1.8m
- Remote Control: Yes, with Alkaline AA Battery x 2
- Soft Carrying Case

**Optional Accessories**

- Spare Lamp: ELP1P78
- Air Filter: ELPAF32
- Wireless LAN Adaptor: ELPAP07
- Quick Wireless Connection USB Key: ELPAP09
- Ceiling Mount: ELPMB23

EB-S18 / W18 / X18 / X24



©2013 Epson Singapore Pte Ltd. All Rights Reserved. Reproduction in part or in whole, without the written permission from Epson, is strictly prohibited.  
EPSON and EXCEED YOUR VISION are registered trademarks of Seiko Epson Corporation.  
All other product names and other company names used herein are for identification purposes only and are the trademarks or registered trademarks of their respective owners.  
Epson disclaims any and all rights in those marks. Projected images shown herein are simulations. The actual product design and contents may vary. Specifications are subject to change without notice and may vary between countries. Please check with local Epson offices for more information.  
Apple, iPad and iPhone are trademarks of Apple Inc., registered in the U.S. and other countries. App Store is a service mark of Apple Inc. Android is a trademark of Google Inc.

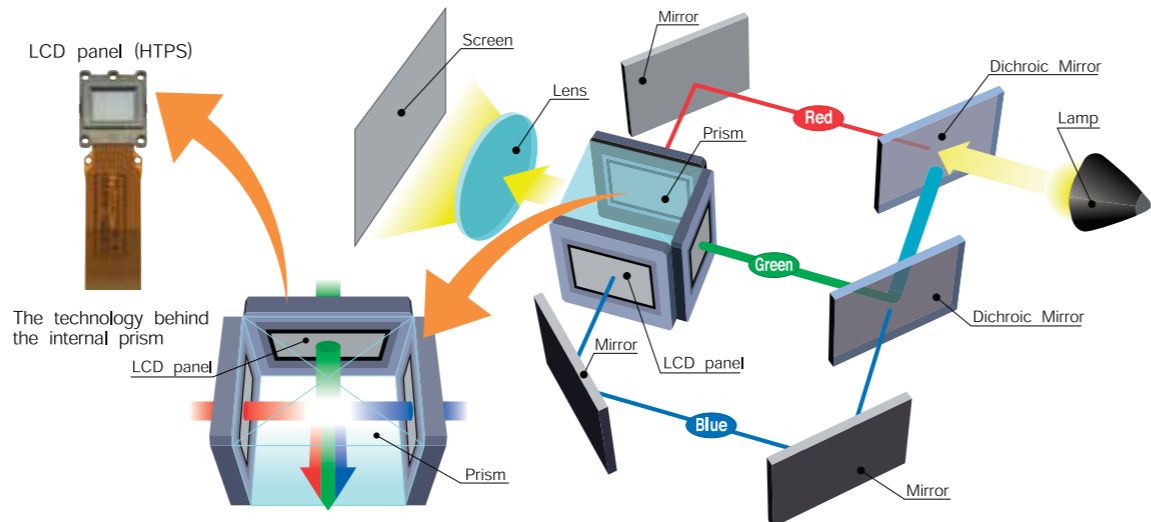
Dealer's Stamp

Information correct at time of printing  
Printed August 2013

**EPSON 3LCD TECHNOLOGY - FOR BRIGHT, FAITHFUL COLOURS**

3LCD projectors offer brighter and more accurate colours as they produce different shades and hues by filtering, then mixing beams of the three primary colours (red, green and blue).

In a 3LCD projector, white light is first split into the three beams of primary colours. Each beam is then filtered through its own LCD that will give each individual pixel of the image its exact brightness for each colour. The colour beams are then perfectly recombined in a prism before being projected out as a complete image.



3LCD projector: RGB are projected at the same time, which makes the single composite image easy on the eyes.



[www.3lcd.com](http://www.3lcd.com)

**Eco Features**

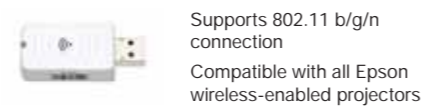
- Uses just 0.28W of power in standby mode
- Projector optics employ lead-free lenses
- Unpainted plastic housing reduces the environment impact
- The flame retardants used in the plastic housing do not contain chlorine or bromine

**Better Products for a Better Future<sup>®</sup>**

For more information on Epson's environmental programmes, visit <http://global.epson.com/SR/environment>.

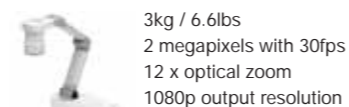
**PARTNERS IN PERFECTION**

**Wireless LAN Adaptor ELPAP07**



Supports 802.11 b/g/n connection  
Compatible with all Epson wireless-enabled projectors

**Desktop Document Camera ELPDC20**



3kg / 6.6lbs  
2 megapixels with 30fps  
12 x optical zoom  
1080p output resolution  
HDMI digital connectivity

**Ultra-portable Document Camera ELPDC06**



Easily portable: 0.96kg / 2.11lbs  
1.92 megapixels with 15fps  
4 x digital zoom  
USB powered

**BUSINESS PROJECTORS**  
EB-S18/W18/X18/X24  
EB-S03/W03/X03



**DESIGNED FOR AFFORDABILITY AND ULTIMATE EASE OF USE.**

Epson's projector series combines dynamic image quality with exceptional versatility to deliver stunning and vivid presentations. Boasting a high colour brightness, this versatile projector series promises vibrant and realistic colour projections. With advanced features such as optional Wi-Fi connectivity, Colour Universal Design, a high contrast ratio and a sliding horizontal keystone adjuster, you'll be able to deliver vivid, sharp presentations anytime, anywhere.



**ENGINEERED FOR BUSINESS**

**Unparalleled Performance**

Enjoy unparalleled performance with optional Wi-Fi connectivity, high contrast ratio, HDMI connection and the horizontal keystone adjuster.

**Made for Everyone**

Designed with a Colour Universal Design for those with various types of colour vision, and equipped with eco-friendly features.

**Stunning Colour Brightness**

Achieve dazzling, sharp and colourful images with the high Colour Light Output.



<sup>1</sup>Optional

**SPECIFICATIONS**  
EB-S03/W03/X03

MODEL NUMBER	EB-S03	EB-W03	EB-X03
<b>Projection Technology</b>	RGB liquid crystal shutter projection system (3LCD)		
<b>Specifications of Main Parts</b>			
LCD	0.55" without MLA (D7)	0.59" with MLA (D8)	0.55" without MLA (D8)
Native Resolution	SVGA (800 x 600)	WXGA (1280 x 800)	XGA (1024 x 768)
Projection Lens	No Optical Zoom / Focus (Manual)		
Type	Optical Zoom (Manual) / Focus (Manual)		
F-Number	1.44	1.58 - 1.72	
Focal Length	16.7mm	16.9 - 20.28 mm	
Zoom Ratio	1.0 - 1.35 (Digital Zoom)	1 - 1.2	
Throw Ratio	1.45 - 1.96 (Wide - Tele)	1.30 - 1.56 (Wide - Tele)	1.48 - 1.77 (Wide - Tele)
Lamp	Type: 200W UHE		
Life (Normal / Eco) <sup>1</sup>	5,000 hours / 6,000 hours		
<b>Screen Size (Projected Distance)</b>			
Zoom: Wide	30" - 350" [0.88 - 10.44 m]	33" - 318" [0.9 - 9.0 m]	30" - 300" [0.9 - 9.0 m]
Zoom: Tele	23" - 260" [0.88 - 10.44 m]	33" - 317" [1.08 - 10.8 m]	30" - 300" [1.08 - 10.8 m]
Standard Size	60" screen 1.77 - 2.4 m	60" screen 1.68 - 2.02 m	60" screen 1.8 - 2.17 m
<b>Brightness<sup>2</sup></b>			
Colour Light Output	2,700lm		
White Light Output (Normal / Eco)	2,700lm / 1,890lm		
<b>Contrast Ratio</b>			
	10,000:1		
<b>Internal Speaker(s)</b>			
Sound Output	1W Monaural		
<b>Keystone Correction</b>			
Vertical / Horizontal	±30° / ±30°		
Auto Keystone Correction	Yes (Vertical only)		
<b>Connectivity</b>			
Analog Input	D-Sub 15pin Component Composite S-Video	1 (Blue) D-Sub 15pin x 1 (Blue) (common with Analog RGB connector) RCA x 1 (Yellow) Mini DIN x 1	
Digital Input	HDMI	1 (HDCP supported)	
Audio Input	RCA (White/Red)	1 Pair	
Others	USB Type A USB Type B	1 (USB Memory / ELPDC06 Document Camera / Wireless LAN adaptor) 1 (3-in-1 USB Display, Mouse, K/B, Control)	
Network	Wireless	Optional (ELPAP07)	
<b>Wireless Specifications</b>			
Supported Speed For Each Mode <sup>3</sup>	IEEE 802.11b: 11 Mbps, IEEE 802.11g: 54 Mbps, IEEE 802.11n: 130 Mbps		
Wireless Lan Security	WPA/WPA2-Personal (with optional Wireless LAN Unit)		
<b>Operating Temperature</b>			
	5 - 35 °C <41 - 95 °F> (0m / 0ft - 2,286m / 7,500ft) 5 - 30 °C <41 - 86 °F> (over 2,286m / 7,500ft) (20% - 80% humidity, unfrozer)		
<b>Operating Altitude</b>			
	0 - 3,000 m <0 - 9,843 ft> (over 1,500m / 4,921ft: with high altitude mode)		
<b>Direct Power On / Off</b>			
	Yes		
<b>Start-Up Period</b>			
	About 5 seconds, Warm-up Period: 30 seconds		
<b>Cool Down Period</b>			
	Instant Off or 0 second		
<b>Air Filter</b>			
Type	Normal		
Maintenance Cycle	3,000 hours <sup>4</sup>		
<b>Power Supply Voltage</b>			
	100 - 240 V AC ±10%, 50/60 Hz		
<b>Power Consumption (220 - 240V)</b>			
Lamp On (Normal / Eco)	270W / 201W		
Standby (Network On / Off)	3W / 0.28W		
<b>Dimension Excluding Feet (D X W X H)</b>			
	234 x 297 x 77 mm		
<b>Weight</b>			
	2.4kg		
<b>Fan Noise (Normal / Eco)</b>			
	37dB / 29dB		

<sup>1</sup> Lamp life will vary depending upon mode selected, environmental conditions and usage. Lamp brightness decreases over time.  
<sup>2</sup> Colour brightness (colour light output) and white brightness (white light output) will vary depending on usage conditions. Colour light output measured in accordance with IESNA 15.4: white light output measured in accordance with ISO 21118.  
<sup>3</sup> Maximum speed and range is achievable when used with same enhanced mode technology. Actual data rates, features and performance may vary depending on your computer system, the environment and other factors.  
<sup>4</sup> When used in the general office environment (the amount of floating dust: 0.04 - 0.2 mg/m<sup>3</sup>). Based on the Epson's in-house test results. 25°C (77°F).



To find out more, visit [www.epson.com.sg/projectors](http://www.epson.com.sg/projectors) or call +65 6586 3111

Epson Singapore Pte Ltd 1 HarbourFront Place, #03-02 HarbourFront Tower One, Singapore 098633. Tel: (65) 6586-5500 Fax: (65) 6271-9755  
Epson Customer Care Centre 108 Pasir Pangray Road, #04-08 Golden Agri Plaza, Singapore 118535. Epson Helpdesk: 6586-3111. Operating hours: Monday - Friday, 9am - 6pm, Saturday, 9am - 1pm. Closed on Sunday and Public Holiday.



**Supplied Accessories**

- Power Cable: 1.8m
- Computer Cable (VGA Cable): 1.8m
- USB Cable (Type A/B): 1.8m
- Remote Control: Yes, with Alkaline AA Battery x 2
- Soft Carrying Case

**Optional Accessories**

- Spare Lamp: ELP1P78
- Air Filter: ELPAF32
- Wireless LAN Adaptor: ELPAP07
- Quick Wireless Connection USB Key: ELPAP09
- Ceiling Mount: ELPMB23

EB-S03 / W03 / X03



©2013 Epson Singapore Pte Ltd. All Rights Reserved. Reproduction in part or in whole, without the written permission from Epson, is strictly prohibited.  
EPSON and EXCEED YOUR VISION are registered trademarks of Seiko Epson Corporation.  
All other product names and other company names used herein are for identification purposes only and are the trademarks or registered trademarks of their respective owners.  
Epson disclaims any and all rights in those marks. Projected images shown herein are simulations. The actual product design and contents may vary. Specifications are subject to change without notice and may vary between countries. Please check with local Epson offices for more information.  
Apple, iPad and iPhone are trademarks of Apple Inc., registered in the U.S. and other countries. App Store is a service mark of Apple Inc. Android is a trademark of Google Inc.

Dealer's Stamp

Information correct at time of printing  
Printed August 2013



Epson's multimedia projector series is engineered to make mobile presentations easy. Versatile, user-friendly and equipped with advanced features including HDMI connection and automatic keystone adjustment, these projectors will enable you to deliver smooth and high contrast presentations every time.



**Unparalleled Performance**

**Wireless Transmission**

Enjoy enhanced connectivity and flexibility with Wi-Fi connectivity\*. Easily share and transmit images, text and files from your smart devices using the "Epson iProjection" application for smooth and smart projections.

\*Wireless LAN adaptor ELPAP07 is required



**Epson iProjection**

With the iProjection application for both iOS and Android, wireless projection from a smart device is made possible. This feature supports various files and allows you to present your smartphone contents with ease. It also lets you use other touch-screen operations, such as flicking to turn pages and pinching to zoom in or out.



\*In iProjection, projector profile search, multi-screen display, distribution function, audio transfer, movie file transfer, interrupt connection disabling and encryption data transfer capabilities are not supported.



**High Contrast Ratio**


Add brilliance to your presentation with a high contrast ratio. Boasting a contrast ratio of 10000:1, these projectors enable your audience to view your presentation with added clarity even down the finest details.



**Horizontal Keystone Adjuster**

Deliver powerful presentations anywhere in the room. With the easy-to-use sliding Horizontal Keystone Adjuster, screen corrections can be done quickly, easily and accurately, even in a limited space.

With automatic vertical keystone detection and adjustment, there is no longer any need for awkward and time-consuming manual image adjustments that interrupt the smooth flow of your presentation delivery. This handy feature automatically detects the projector's vertical keystone distortion and corrects it instantly.



**A/V Mute Lens Shutter**

Fully manage what is being projected simply by sliding the A/V Mute Lens Shutter. Doing so will project a black screen internally, switching off all audio and visual instantly, akin to putting the projector into "sleep" mode.

Alternatively, use the A/V Mute Timer to avoid unnecessary projection. When this is turned "ON", the projector will automatically power off if the A/V shutter is closed for 30 minutes, saving lamp life and reducing power consumption.



**HDMI Connectivity**

With the built-in HDMI terminal, the transmission of digital images and sounds is a breeze. Transfer and enjoy high-quality images and sounds with just one cable. With digital connection, even images projected from a SVGA model will appear crisp and clear.



**Direct Display from USB**

View a JPEG, BMP, PNG or GIF slideshow without a PC by simply inserting a USB memory device into the USB port on the projector.



**Convenient Connection to a Document Camera**

This projector series conveniently connects directly to Epson's Portable Document Camera ELPDC06 via a USB cable without a computer, revolutionising the way you present.



Simply place the presentation material under the camera and enlarge the projection according to the desired size – perfect for classroom and office discussions.

**IR Receivers**

With IR Receivers at both the front and rear of the projector, using the remote control has never been easier. Now, you'll be able to use the remote control wherever the projector is placed for a seamless presentation.



**Made for Everyone**

**Eco-friendly**

Reduce power consumption and do your part for the environment with these eco-friendly features. Fully manage your projector and save power using the "ECO mode" and lamp dimming function, which allows you to adjust the brightness and power consumption of the projector.

When the Sleep Mode is set to "On", the projector enters a very low brightness setting if no signal is detected for five minutes, reducing lamp wattage by up to 70%.



**Redirected Exhaust**

The front-facing exhaust is intelligently positioned to prevent anyone from being exposed to the hot exhaust, especially when on a narrow table. This allows the audience to fully concentrate on the presentation, even if they are seated beside or behind the projector.



**Colour Universal Design**

Developed in consideration for people with various types of colour vision, the Colour Universal Design (CUD) uses colour schemes that can be easily identified and distinguished so important information is always accurately conveyed. With this user-oriented design system, functions on the projector's remote control, control panel and LED lights can be easily seen, enabling everyone to operate the projector with ease.

**Common-type colour vision**



**Colourblind (deuteranopia)**



Users with common-type colour vision will see the orange button while users with colourblind will see brown button.

Both of the users with common-type colour vision and colourblind will see the blue button.



**SEE VIBRANT, REALISTIC COLOURS WITH HIGH COLOUR BRIGHTNESS.**

**A New Specification**

Projectors have always had their brightness rated only for white light. However, they may have very different colour brightness levels. The Colour Brightness specification provides a new way for buyers to compare the holistic performance (white and colour light brightness) of projectors to make a more informed decision.



**Epson**  
 Colour Brightness 2600 Lumens  
 White Brightness 2600 Lumens

**Competitor**  
 Colour Brightness 750 Lumens  
 White Brightness 2700 Lumens

**Why Does Colour Brightness Matter?**

Even if a projector has high white brightness, its Colour Brightness could be as low as 1/3 of its white light brightness specification. With a projector that has high Colour Brightness, you'll see vibrant, realistic colours; but if Colour Brightness is low, colours can look dull and dark, skin tones can be reproduced poorly and important details can be lost.



**Epson** **Competitor**

**What is Colour Brightness?**

As the term implies, Colour Brightness is a new international standard that states a projector's colour light output in lumens. It measures the brightness of a projector's red, green and blue light.

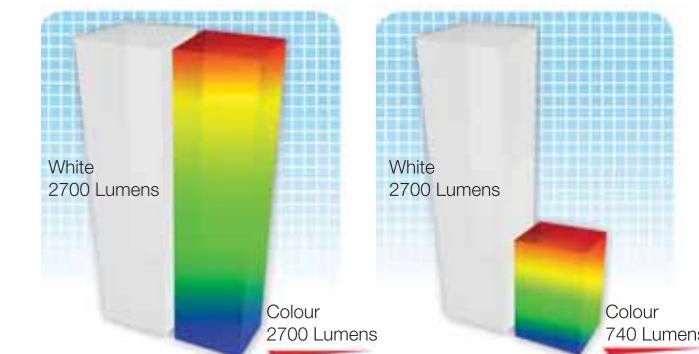
These are the measurements to look for:  
**Colour Brightness - Colour Light Output**  
**White Brightness - White Light Output**



**Epson** **Competitor**

**How to Find a Projector's Colour Brightness?**

1. Look for separate Colour Brightness and white brightness specification.
2. Projectors with similar white brightness levels can have vastly different and significantly lower Colour Brightness levels.
3. Many manufacturers may not want you to know their projectors are only 1/3 as bright when measuring colour.



**Epson** **Other 1-Chip Projectors**



[www.epson.com.sg/colourbrightness](http://www.epson.com.sg/colourbrightness)

\*Compared against similarly priced leading 1-chip DLP® business and education projectors based on NPD data from July 2011 through June 2012 (available from www.npd.com). Colour brightness (colour light output) measured in accordance with IESNA 15.4. Actual colour brightness will vary depending on actual usage conditions. 3LCD® is a registered trademark of Seiko Epson Corporation. DLP® is a registered trademark of Texas Instruments, Inc. and its use here does not imply any affiliation with or endorsement by them.